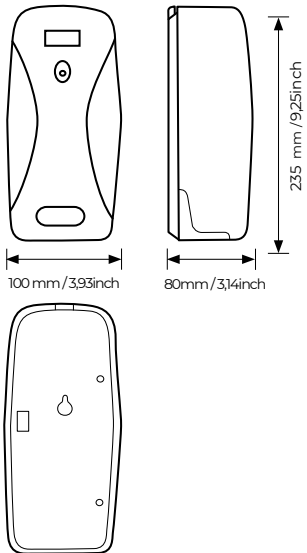


DATA SHEET

REF. AA02LCD, AA02LCDP

AIR FRESHENER NEOBREEZE WITH AEROSOL



GENERAL

WARRANTY: 2 years.
BATTERIES DURATION (Programming 24h): 8 months (2 batteries)
ACTUATION METHOD: Digital programming
EFFECTIVE IN SPACES UP TO: 25-60m²
DISPENSER WAY: Spray range 1 to 60 minutes.

AMBIENCE

TEMPERATURE RANGE: 5/40°C
HUMIDITY RANGE: 20-90%

AIR FRESHENER NEOBREEZE

MOUNTING: Screw to the wall or with adhesive.
NET WEIGHT: 365gr
GROSS WEIGHT: 420gr
DIMENSIONS: 100 x 235 x 80mm / 3,93 x 9,25 x 3,14 inch.
MATERIAL: ABS y Polypropylene.
COLOR: White.
BATTERY TYPE: Alkaline LR20 x 2
VOLTAGE: DC 1,5V x 2
INDICATOR: Less than 400A when activating. Less than 100A after activating.
MARKETING: Can be customized with logo / label.

REFILL

SUPPLY TYPE: Rigid
CAPACITY: 250ml / 3.000 doses
MATERIAL: Electrolytic tinplate of 0.20 mm thickness.

INSTRUCTIONS FOR USE

Insert 2 alkaline batteries type "D" (LR20). Turn on the power switch located on the right of the device. At this moment, 00:00h, Monday is displayed. **Clock setting:** Press the HRS button to set the hour, press the MIN button to set the minutes, and press the DAY button to set the current day (Monday to Sunday option). At this time, the time and day are displayed. **Starting the time setting:** Press the SERVICE button until 0:00, ON is displayed. Then press the HRS button to set the hour and press the MIN button to set the minute. Setting the stop time: Press the SERVICE button until 0:00 OFF appears. Then press the HRS button to set the hour and press the MIN button to set the minute. **Setting the spray interval:** Press the SERVICE button until 15, INT appears. Then press the MIN button to set the interval (1-60 minute option). **Setting the day off:** First time setting: Press the SERVICE button until OFF DAY is displayed. Press the DAY button and when the day shows MO flashing, press the MIN button once, then MO stops flashing, which means the day has been set as the shutdown day. Pressing the DIA button once skips to the next day: Set other shutdown days by repeating the process (when it shows that it is the shutdown day, the machine will stop working automatically.) **Cancel the settings:** Press the DAY button to select the day shutdown that must be canceled. When the MO sign flashes, it means the cancellation of the shutdown day. Continue to press the DAY button in a rotating cycle, you can cancel the other shutdown days (based on the selected shutdown days.) **Total spray frequency setting:** (3000, 3100, 3200, 3400, 4000, 5500, 6000, 9000) optional. Press the SERVICE button until it shows 3000. Press the MIN button again and select the cycle between 3000-9000.

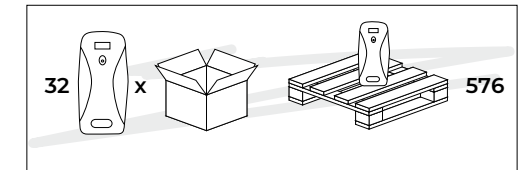
Register No.: AN-04-DM-01
Version: 002
Date: 04/10/2021

AVAILABLE FRAGRANCES (250ml)

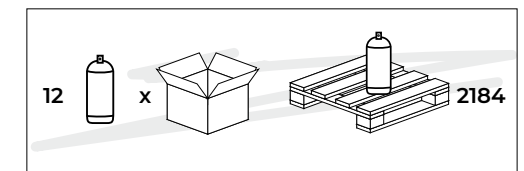
Amethyst, Equilibrium, Mango, Snow, Petals, Sunrise, Lemon Air, Apple, Vanilla, Cinnamon Apple, Fresh, Fresh Grass, Love, New Baby, Lavender Vanilla, Galaxy, Gelati, Green Tea, Tangerine, Mediterranean Beach, Oudh, Proflower, Just Washed, Victus, Violet, Citronella, Bamboo, Bahía, Peach, Natural Pyrethrin Insecticide.

PRECAUTIONS

- Keep the air freshener Neo Breeze away from humid places.
- Place air freshener away from food preparation places.
- Avoid spraying onto plastic, varnished or painted surfaces.
- Never leave a dead battery inside the unit.
- Take the battery and refill out when not using the unit for a longer period.
- The air freshener Neo Breeze is not a toy. Keep it out of the reach of children.
- Always use new alkaline batteries and remove old ones.



AIRFRESHENERS ON PALLETS



REFILLS ON PALLETS